



# AUTEXIER

MANUFACTURER OF INDUSTRIAL VALVES

93 Rue Louis Blanc - 02300 CHAUNY - FRANCE  
 Phone: +33 (0)3 23 52 02 86 Fax: +33 (0)3 23 39 52 28  
 Website: www.autexier.fr

Ref. 280-380 Family : 27

Rev. 13

Date : 26 Jan. 2026

Page 1/1

## BRONZE SAFETY VALVE

Ref. 280.Ø / 380.Ø / 380.ØBP

### SERIES :

- 280 : PTFE Disc
- 380 : FPM Disc
- 380BP : VMQ Disc (low pressure)
- Male inlet
- Free outlet

For material compatibility, contact us

### CARACTERISTICS :

- PN40 (Nominal Pressure)
- ENDS : BSP thread
- MATERIAL : BRONZE CC491K

### MAXIMUM CONDITIONS OF USE :

- Ref. 280 : 40 bar of -50°C to 225°C
- Ref. 380 : 40 bar of -15°C to 200°C
- Ref. 380BP : 40 bar of -50°C to 220°C

### APPLICATIONS :

- Compressed air
- Non-toxic gases
- Oxygen

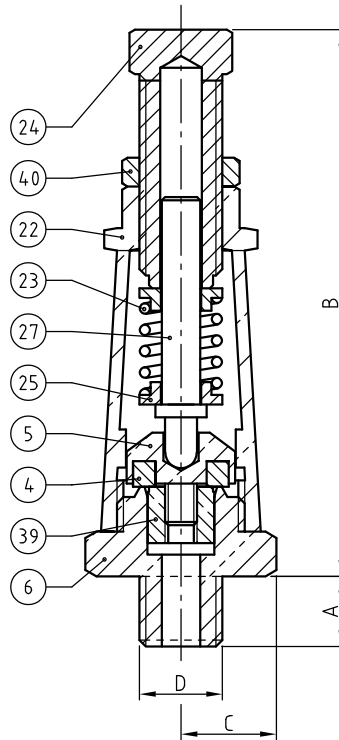
### OPTIONS :

- NPT connection
- Flange connection
- Degreased disc / seat

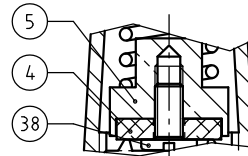
Specific dimensions, contact us



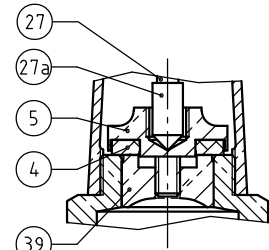
Subject to modifications



280 : DN08 to DN15 and DN80  
380.80 / 380.80BP



380 / 380BP : DN08 to DN25



280 : DN20 to DN65  
380 / 380BP : DN32 to DN65

### NOMENCLATURE

Rep	Qty	Designation	Material
4	1	DISC	280:PTFE / 380:FPM 380BP:VMQ
5	1	DISC HOLDER	BRASS/BRONZE(DN32to80)
6	1	SEAT	BRASS(DN08&12)/BRONZE
22	1	LANTERN	BRONZE
23	1	SPRING	STAINLESS STEEL 302
24	1	ADJUSTING SCREW	BRASS
25	1 / 2	CARRIER	BRASS / BRONZE (DN65 & 80)
27	1	NEEDLE	BRASS
27a	1	TIP NEEDLE	BRASS(380 DN32 to 65)
38	1	SCREW (380 DN08 to 25)	STAINLESS STEEL A4
39	1	FIN	BRONZE
40	1	NUT	BRASS

### REFERENCES NORMS :

- Material : NF EN 1982 - NF EN 12163 - NF EN 12164 - NF EN 10272
- Testing & checking : NF EN 12266-1/-2 (bench test)
- Thread : ISO 228-1

Ref. instruction of assembling : 0904DA091E

Ref. instruction of operation : 0904DA154E

**Mounting & assembly guides are available on our website.**

These data are for information and can be modified without notice. It is not up to us to appreciate specifications. It is up to the customer to verify the adequacy between the equipment chosen and the real conditions of use.

### DIMENSIONS

DN	08	12	15	20	25	32	40	50	65	80
A (mm)	11	11	15	19	21	22	23	27	32	34
B <sub>Maxi</sub> (mm)	91	92	118	138	152	192	212	255	275	326
C (mm)	23	23	28	34	36	42	50	55	67	80
D	G 1/4"	G 3/8"	G 1/2"	G 3/4"	G 1"	G 1 1/4"	G 1 1/2"	G 2"	G 2 1/2"	G 3"
Weight (Kg) Ref.280	0.160	0.180	0.311	0.603	0.885	1.276	1.860	2.640	4.415	8.020
Weight (Kg) Ref.380	0.173	0.166	0.311	0.603	0.885	1.276	1.860	2.890	4.415	7.205
S Inlet (mm²)	28.3	50.2	78.5	226.9	346.4	660.5	881.1	1385.4	1963	3216.9