



AUTEXIER

**MANUFACTURER OF INDUSTRIAL MARINE AND OIL & GAS VALVES
IN BRONZE AND ALUMINIUM-BRONZE**

93, rue Louis Blanc - 02300 CHAUNY - FRANCE
Tel : +33 (0)3.23.52.02.86 - Fax : +33 (0)3.23.39.52.28
www.autexier.fr

Instruction for use

Conventional safety valves 189 / AU189 / 189T / AU189T / 183 / AU183 / 283 / AU283

Operation

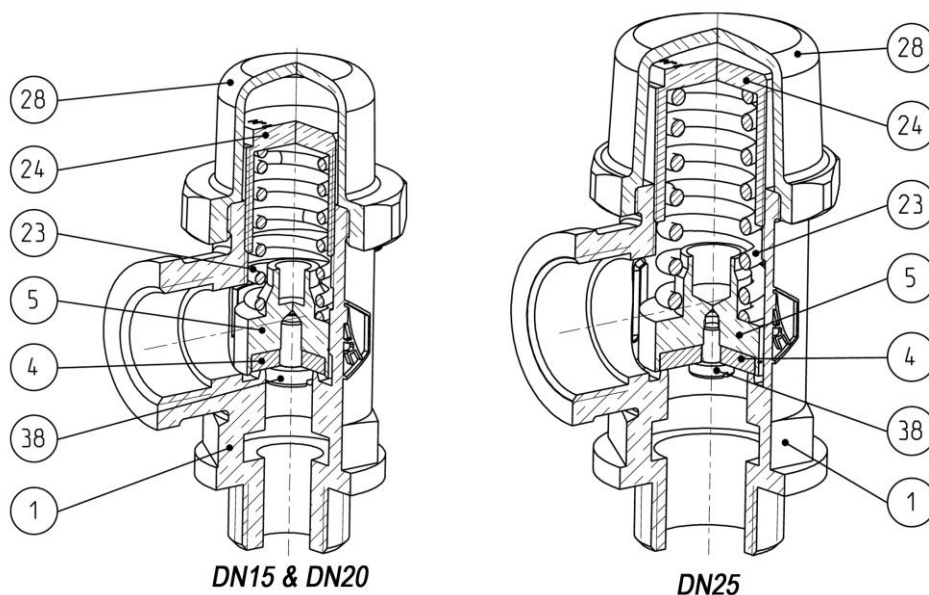
If the inlet pressure is less than the opening pressure: the *spring 23* plates *disc 4* on seat on the *body 1* via *disc holder 5*. The valve does not start, it remains closed. The pressure at the inlet orifice is higher than or equal to the pressure of beginning of opening, (appreciably with the pressure of taring), the fluid exerts an ascending push on *disc 4* allowing its lifting of *body 1*. This movement is allowed thanks to the *disc holder 5* which slides in the *body 1*. This lifting will be carried out until the pressure of opening is reached (maximum pressure in the valve) for which the flow is nominal.

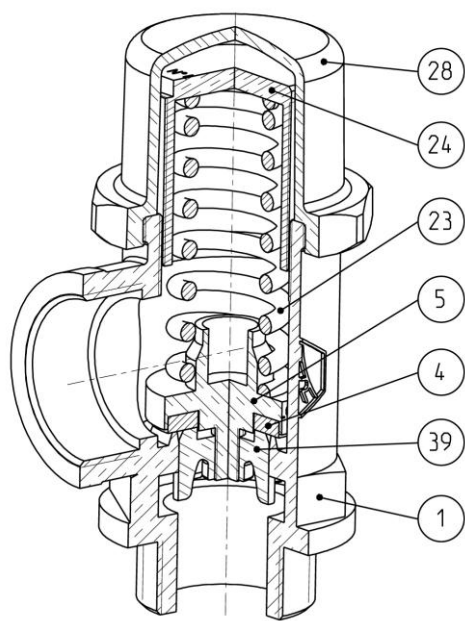
When the pressure falls upstream of the valve, *disc 4* gradually occults the passage until coming to block the flow (contact with seat of *body 1* when the pressure upstream is equal to the pressure of closing).

Taring

Taring is the operation which consists with pre forcing the mechanism of the valve so that its opening occurs with a called pressure pre given pressure of taring (corresponding to the pressure of opening). This operation consists in forcing the *spring 23* using the *adjusting screw 24*. Effort thus produced plate *disc 4* by the means of *disc holder 5*, *needle 27*. In order to prevent any user intervention on this setting, the assembly is protected by the *cap 28*. In order to certify the integrity of the calibration throughout the life of the valve, the *cap 28* is sealed with the *body 1*.

Ref. 189.Ø / AU189.Ø / 189TØ / AU189TØ

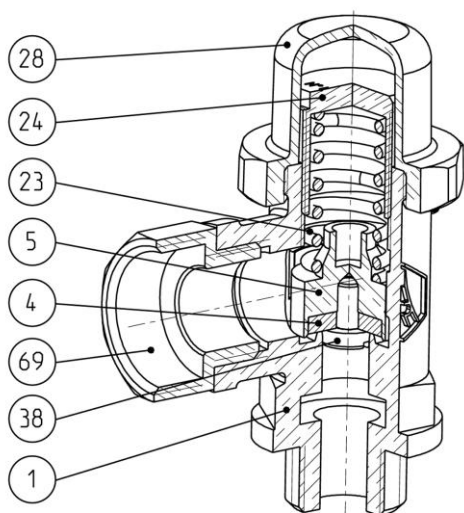




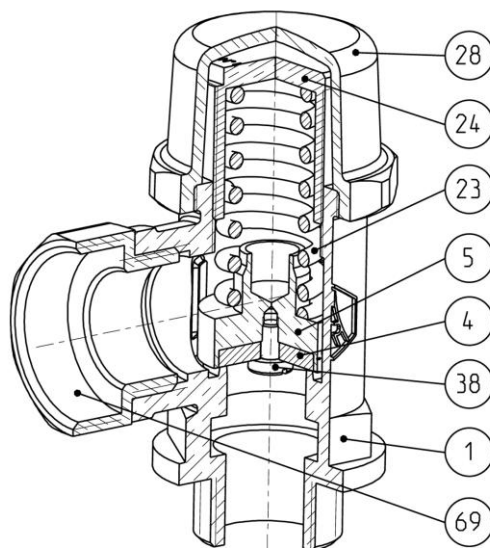
DN32



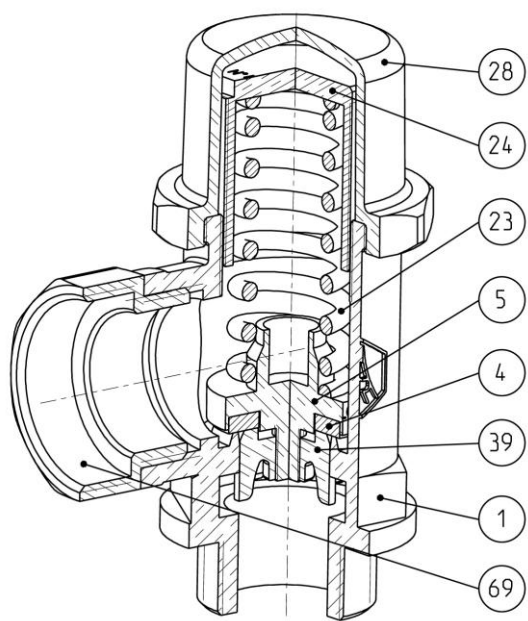
Ref. 189.0.0 / AU189.0.0 / 189T0.0 / AU189T0.0



DN15/20 & DN20/25



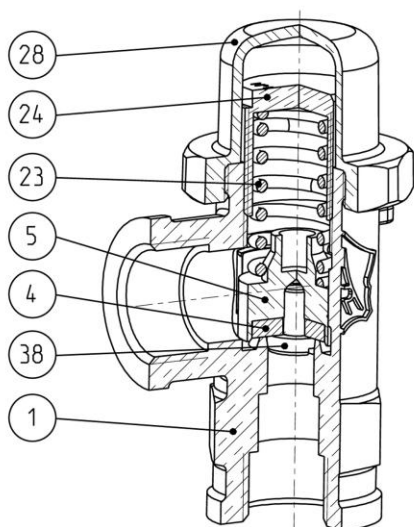
DN25/32



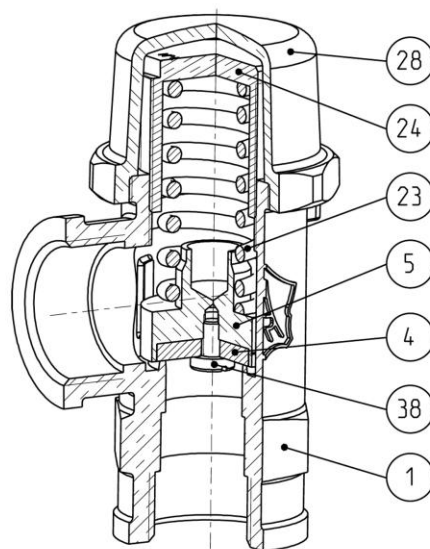
DN32/40



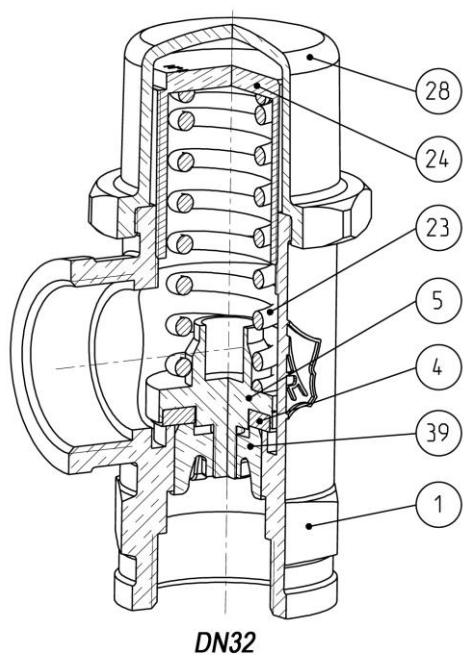
Ref. 183.Ø / AU183.Ø / 283.Ø / AU283.Ø



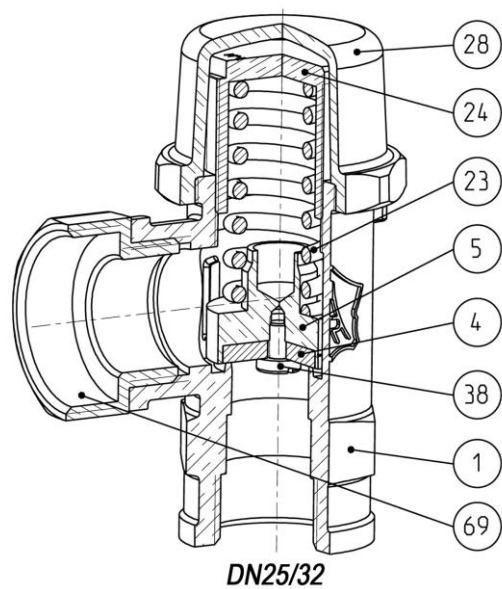
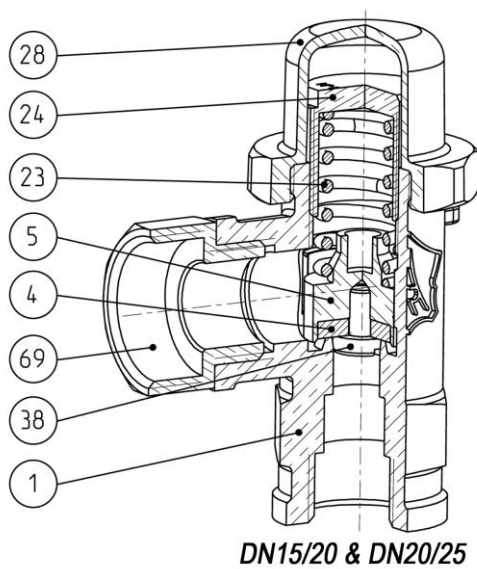
DN15 & DN20

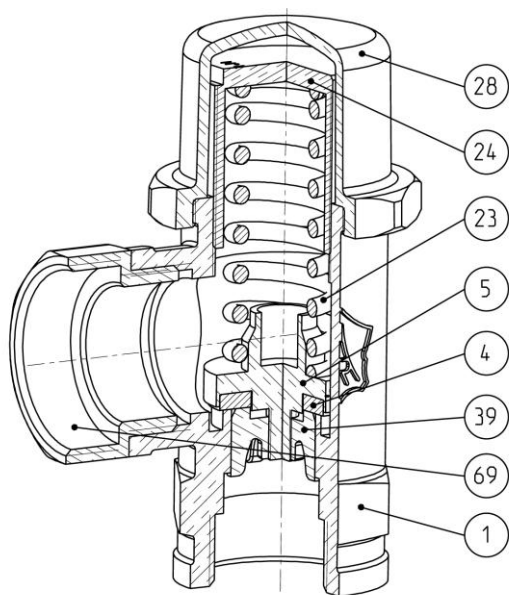


DN25



Ref. 183.0.0 / AU183.0.0 / 283.0.0 / AU283.0.0





DN32/40

