



AUTEXIER

**MANUFACTURER OF INDUSTRIAL MARINE AND OIL & GAS VALVES
IN BRONZE AND ALUMINIUM-BRONZE**

93, rue Louis Blanc - 02300 CHAUNY - FRANCE

Tel: +33 (0)3.23.52.02.86 - Fax: +33 (0)3.23.39.52.28

www.autexier.fr

Instructions of assembly and maintenance for pressure regulating valves



176 / AU176 / AN176

I) Checking at the delivery

Check at receipt that the packaging has not been damaged, that the delivered pressure regulating valves are in accordance with your order and that the material is not damaged.

II) Storage

The pressure regulating valves can reach the site several months before commissioning. Performance may be degraded if special care is not taken in their storage and protection.

It is recommended to store the pressure regulating valves in a clean, closed, protected from weather and projections of sand, dust and other solid particles. Leave them as much as possible in their original packaging. The plugs, protections threads, plastic envelopes, will be removed at the time of installation. Avoid impacts on the sealing surfaces of the flanges and threads.

III) Assembly of the pressure regulating valve

- 1) The pressure regulating valves must be handled with particular care. The sealing surfaces of the valve plug and seat are finely machined to obtain the required tightness. Prevent the ingress of foreign bodies in the pressure regulating valve during installation and operation.
- 2) Assembly is preferably done with the orifices of the *body 1* in the horizontal, and the *adjusting screw 24* facing upwards, at the vertical of the pressure regulating valve.
- 3) Fit the pressure regulating valve in respect of the flow direction of the fluid represented by the arrow engraved on the *body 1*.
- 4) During assembly or maintenance, if the pressure regulating valve is located in an explosive area, use a material in accordance with the explosive classification of this area, without insulating it electrically from the rest of the system to avoid any electrostatic phenomenon.

IV) Instructions

- 1) It is strictly forbidden to neutralize the mechanism of the pressure regulating valve.
- 2) Any foreign body should block the openings of the valve. Do not let any viscous fluids or fluids that can leave residue by drying penetrate inside the valve, which would cause a flow jam or block the mechanism.
- 3) The pressure regulating valve should be installed in a place where there is no risk of shock or water hammer which could damage its working.



- 4) Insulate the equipment if the temperature of contact requires it (for staff in case of explosive atmosphere in or out of the equipment), and allow only the access to the approved staff. For the equipment, it is imperative to stay in a beach temperature indicated on the identification plate (Rep. 3) or failing on the product data sheet.
- 5) It is imperative to respect the defined conditions announced by our staff (pressure, temperature, and fluid). Do not use corrosive fluids or fluids likely to provoke a significant wear, no unstable fluid with risky decomposition; do not use several fluids which could react altogether or release derivatives leading to an explosive atmosphere and no viscous fluids likely to solidify at one moment or another.
- 6) Limit as much as possible the tensions due to failure alignments of the piping connections system.
- 7) It is necessary to eliminate any previous and post pressure before removing the pressure regulating valve and be sure not to create an explosive inside or outside the pressure regulating valve. The staff operating the setting up of the valve will be trained to perform this operation and will wear all necessary protections linked to the carried fluid.
- 8) Do not let the mechanism in intermediate position for a long time to avoid any phenomenon of cavitation and/or erosion.
- 9) Do not modify the documents furnished by AUTEXIER (instructions, metal plates, certificates etc.).

CAUTION: AUTEXIER is not anymore responsible of the good working of the pressure regulating valve if this one has been dismantled or modified by a person not approved by AUTEXIER.

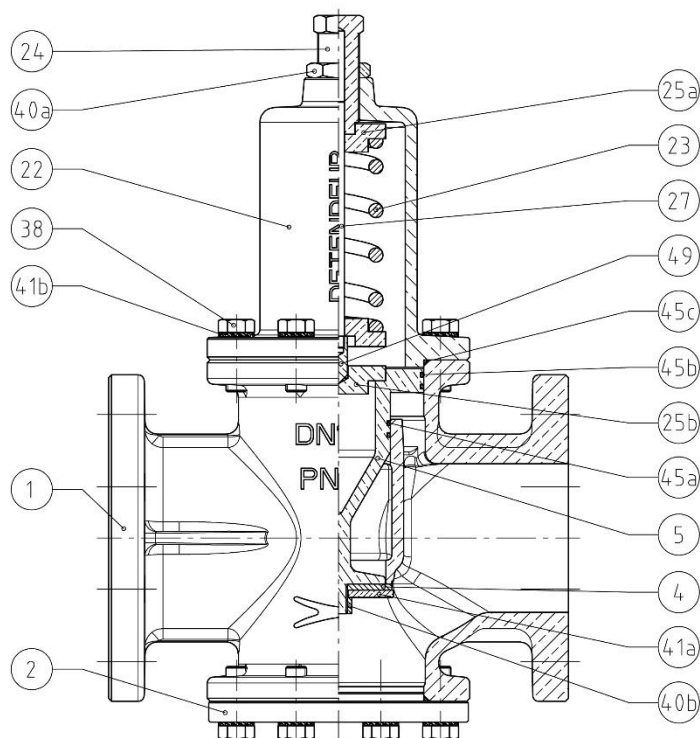
V) Operating / Maintenance

It is imperative to keep the pressure regulating valve clean and ready to operate. It is necessary to check regularly that any foreign body will jam the piping and any particles and impurities will endanger the system.

VI) Guarantee

All our products are guaranteed during twelve months from the delivery against any defect of material or manufacturing, when the conditions of use are respected: this guarantee is limited to the replacement or to the repair by our company of the defective recognized parts. We decline all responsibility in case of non respect with our instructions.

Ref. 176 / AU176 / AN176






VII) Marking

After being tested and adjusted, each pressure regulating valve is sealed by AUTEXIER. If another agency makes a mark by punching the valve should not be damaged. Poorly executed, deformations could make tap fugitive, or inoperative. Punching of thin walls is prohibited.

Pressure regulating valve are identified by a label with the following information:

- The date of shipment
- Specifications:
- 1** - Designation: Reference of pressure regulating valve
- 2** - Calibration certificate number and du number of declaration of conformity to directive 2014/68/EU
- 3** - Maximum condition of use from pressure regulating valve
- 4** - Envelope pressure test from pressure regulating valve
- 5** - Set pressure (xx for this product)
- 6** - Group of fluid G for Gas / L for Liquid or S for Steam
- 7** – Inlet nominal diameter and outlet nominal diameter
- **CE** with number of identifying the notified body 0094 (Lloyd's)

 AUTEXIER <small>FABRICANT EN ROBINETTERIE INDUSTRIELLE 93 RUE LOUIS BLANC / 02300 CHAUNY FRANCE / + 33 (0)3 23 52 02 86</small>		jj/mm/aa :	
		Désignation : 1	
	Entrée (Inlet) : DN 7		Sortie (Outlet) : DN 7
	PN (NP) : 3 Bar	T° : 3 °C	
Pression d'essais (Test pressure) : 4 Bar			 0094
Pression de tarage (Set pressure) : 4 Bar			
Groupe de fluide (Group of fluid) : <input type="text" value="1"/> → 6			

It is imperative to respect the conditions of use stated on the rating plate (pressure, temperature, and fluid) under penalty of equipment damage and void the warranty.

Ref. Document 0904DA167E version 02 of 06 July 2021

