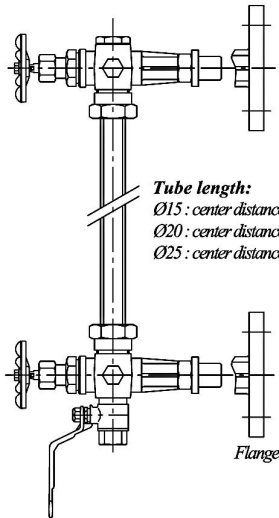


ASSEMBLY 1

Packing and tube



Tube length:
 Ø15 : center distance - 30 mm
 Ø20 : center distance - 35 mm
 Ø25 : center distance - 40 mm

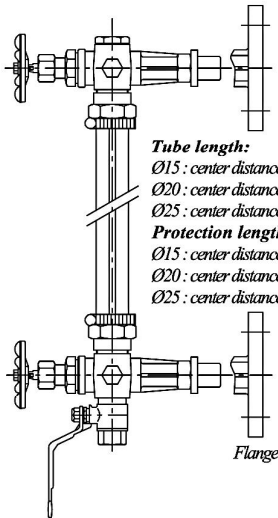
Detail :
 Superior Part
 Packing
 Pyrex® or rhodoïd tube
 Inferior Part
 Tap drain valve

Article :
 149, 449, 150, 450PSØ
 in accordance with fluïde
 CPY or CPX
 149, 449, 150, 450PIØ
 C519.Ø

Observation :
 Not recommended for center distances > 1000 mm

ASSEMBLY 2

With protections



Tube length:
 Ø15 : center distance - 30 mm
 Ø20 : center distance - 35 mm
 Ø25 : center distance - 40 mm
Protection length:
 Ø15 : center distance - 100 mm
 Ø20 : center distance - 107 mm
 Ø25 : center distance - 112 mm

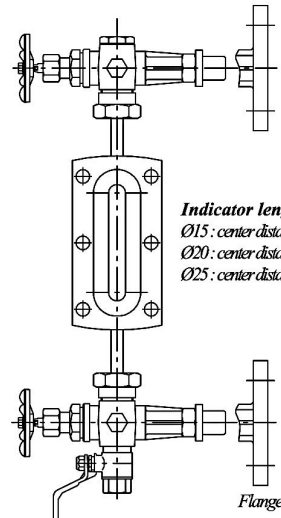
Detail :
 Superior Part
 Packing
 Pyrex® or rhodoïd tube
 Glass protections
 Flanged nuts
 Inferior Part
 Tap drain valve

Article :
 149, 449, 150, 450PSØ
 in accordance with fluïde
 CPY or CPX
 CPROTEC + C19.1384
 U26.149Ø
 149, 449, 150, 450PIØ
 C519.Ø

Observation :
 Not recommended for center distances > 1000 mm

ASSEMBLY 3

With reflex glass indicator



Indicator length:
 Ø15 : center distance - 130 mm
 Ø20 : center distance - 150 mm
 Ø25 : center distance - 170 mm

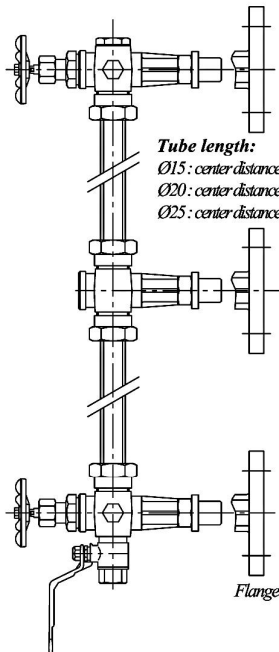
Detail :
 Superior Part
 Packing
 Tube connection
 Indicator
 Inferior Part
 Tap drain valve

Article :
 149, 449, 150, 450PSØ
 in accordance with fluïde
 CTUB
 162
 149, 449, 150, 450PIØ
 C519.Ø

Observation :
 Maximum distance 475 mm

ASSEMBLY 4

Large heights without protection



Tube length:
 Ø15 : center distance /2 - 30 mm
 Ø20 : center distance /2 - 35 mm
 Ø25 : center distance /2 - 40 mm

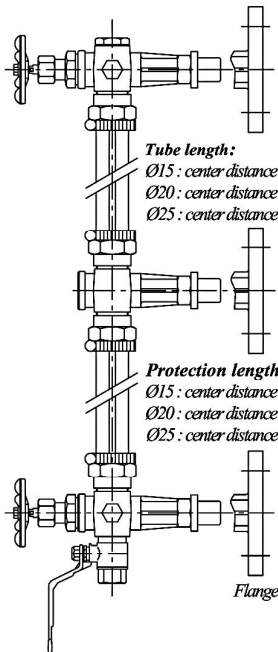
Detail :
 Superior Part
 Packing
 Pyrex® or rhodoïd tube
 Intermediate
 Inferior Part
 Tap drain valve

Article :
 149, 449, 150, 450PSØ
 in accordance with fluïde
 CPY or CPX
 349, 350
 149, 449, 150, 450PIØ
 C519.Ø

Observation :
 Recommended for center distances > 1000 mm

ASSEMBLY 5

Large heights with protections



Tube length:
 Ø15 : center distance /2 - 30 mm
 Ø20 : center distance /2 - 35 mm
 Ø25 : center distance /2 - 40 mm
Protection length:
 Ø15 : center distance /2 - 100 mm
 Ø20 : center distance /2 - 107 mm
 Ø25 : center distance /2 - 112 mm

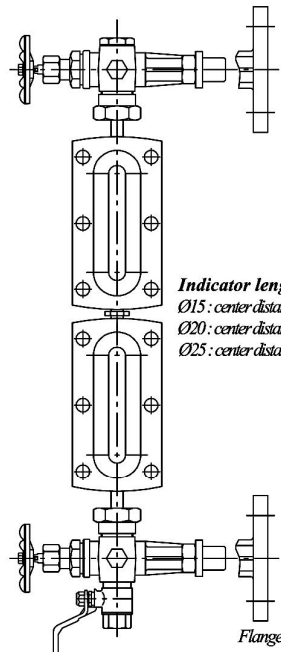
Detail :
 Superior Part
 Packing
 Pyrex® or rhodoïd tube
 Glass protections
 Intermediate
 Inferior Part
 Tap drain valve

Article :
 149, 449, 150, 450PSØ
 in accordance with fluïde
 CPY or CPX
 CPROTEC + C19.1384
 U26.149Ø
 349, 350
 149, 449, 150, 450PIØ
 C519.Ø

Observation :
 Recommended for center distances > 1000 mm

ASSEMBLY 6

Large height with reflex glass indicators



Indicator length:
 Ø15 : center distance - 130 mm
 Ø20 : center distance - 150 mm
 Ø25 : center distance - 170 mm

Detail :
 Superior Part
 Packing
 Tube connection
 Indicators
 Linking indicators
 Inferior Part
 Tap drain valve

Article :
 149, 449, 150, 450PSØ
 in accordance with fluïde
 CTUB
 162
 C2800.15 between each 162
 149, 449, 150, 450PIØ
 C519.Ø

Observation :
 For center distances > 475 mm