



# AUTEXIER

MANUFACTURER OF INDUSTRIAL VALVES

93 Rue Louis Blanc - 02300 CHAUNY - FRANCE  
 Phone : +33 (0)3 23 52 02 86 Fax : +33 (0)3 23 39 52 28  
 Website : www.autexier.fr

Ref. 302 Family : 13

Rev. 01

Date : 28 April 2022

Page 1/3

## SCREW DOWN NON-RETURN ANGLE VALVE (SDNR) WITH FLANGES

Ref. 302CØCL / 302JØCL / 302TØCL

### SERIES :

- 302CØCL : Contact Bronze / Bronze
- 302JØCL : Contact Bronze / Jenkins
- 302TØCL : Contact Bronze / PTFE
- Outside rising stem

For material compatibility, contact us

### CARACTERISTICS :

- PN20 (Nominal Pressure)
- ENDS : ISO Flanges PN16
- MATERIAL : BRONZE CC491K

### MAXIMUM CONDITIONS OF USE :

- 302C15CL : 20 bar of -45°C to 225°C / 302CØCL : 20 bar of -15°C to 200°C
- 302J15CL : 20 bar of -45°C to 200°C / 302JØCL : 20 bar of -15°C to 200°C
- 302T15CL : 20 bar of -45°C to 225°C / 302TØCL : 20 bar of -15°C to 200°C


### APPLICATIONS :

- Water-based fluids
- Steam (16 bar)
- Non toxic gases
- Water

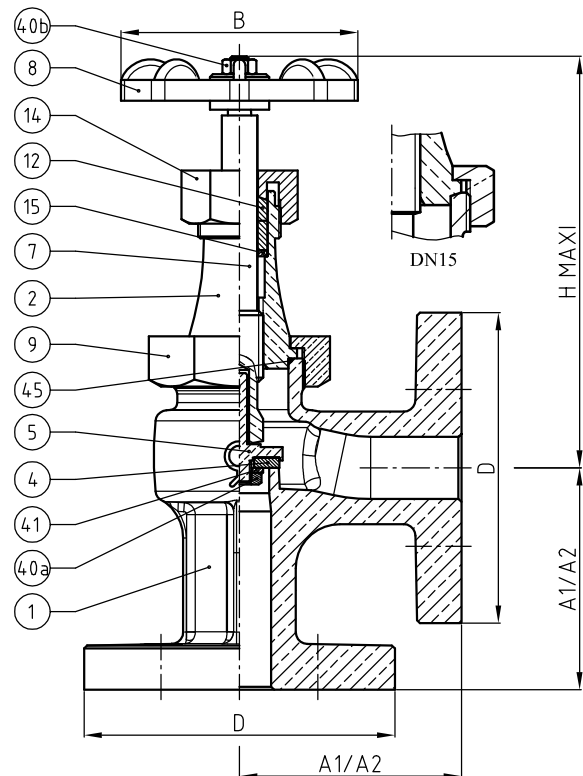
### OPTIONS :

- Special drilling

Specific dimensions, contact us



Subject to modifications



NOMENCLATURE			
Rep	Qty	Designation	Material
1	1	BODY	BRONZE
2	1	BONNET	BRONZE
4	1	DISC	BRONZE / JENKINS / PTFE
5	1	DISC HOLDER	BRONZE
7	1	STEM	BRASS
8	1	HANDWHEEL	LIGHT ALLOY
9	1	BONNET NUT	BRONZE
12	1	PACKING	FIBER+GRAPHITE
14	1	PACKING NUT	BRONZE
15	1	THRUST DISC	BRASS
40a	1	NUT	STAINLESS STEEL
40b	1	NUT	STAINLESS STEEL
41	1	WASHER	STAINLESS STEEL
45	1	O-RING (EXCEPT DN15)	FPM

### REFERENCES NORMS :

- Material : NF EN 1982 - NF EN 12163 - NF EN 12164 - NF EN 10272
- Testing & checking : NF EN 12266-1/-2 (bench test)
- Face to axis : NF EN 558 - Series 22 (A1) or Series 23 (A2)
- Flanges : NF EN 1092-3

Ref. instruction of assembling : 0904DA124E

Ref. instruction of operation : 0904DA088E

**Mounting & assembly guides are available on our website.**

DIMENSIONS							
DN	15	20	25	32	40	50	65
A1 (mm)	65	70	80	90	95	105	115
A2 (mm)	70	75	85	95	100	115	125
B (mm)	70	80	90	90	110	110	110
D (mm)	95	105	115	140	150	165	185
H (mm)	120	155	170	190	215	250	250
Weight (Kg)	--	3.610	--	6.850	--	--	--

These data are for information and can be modified without notice. It is not up to us to appreciate specifications. It is up to the customer to verify the adequacy between the equipment chosen and the real conditions of use.



# AUTEXIER

MANUFACTURER OF INDUSTRIAL VALVES

93 Rue Louis Blanc - 02300 CHAUNY - FRANCE  
 Phone : +33 (0)3 23 52 02 86 Fax : +33 (0)3 23 39 52 28  
 Website : www.autexier.fr

Ref. 302 Family : 13

Rev. 01

Date : 28 April 2022

Page 2/3

## SCREW DOWN NON-RETURN ANGLE VALVE (SDNR) WITH FLANGES

Ref. 302CØCL / 302JØCL / 302TØCL

### SERIES :

- 302CØCL : Contact Bronze / Bronze
- 302JØCL : Contact Bronze / Jenkins
- 302TØCL : Contact Bronze / PTFE
- Outside rising stem

For material compatibility, contact us

### CARACTERISTICS :

- PN20 (Nominal Pressure)
- ENDS : ISO Flanges PN16
- MATERIAL : BRONZE CC491K

### MAXIMUM CONDITIONS OF USE :

- 20 bar of -15°C to 200°C

### APPLICATIONS :

- Water-based fluids
- Steam (16 bar)
- Non toxic gases
- Water

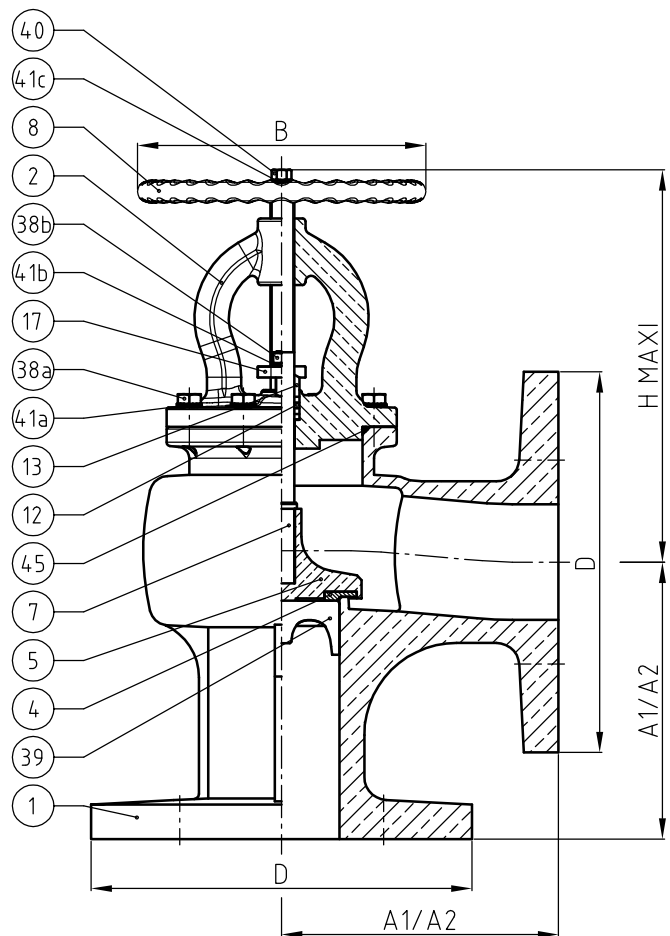
### OPTIONS :

- Special drilling

Specific dimensions, contact us

NOMENCLATURE			
Rep	Qty	Designation	Material
1	1	BODY	BRONZE
2	1	BONNET	BRONZE
4	1	DISC	BRONZE / JENKINS / PTFE
5	1	DISC HOLDER	BRONZE
7	1	STEM	BRASS
8	1	HANDWHEEL	LIGHT ALLOY
12	4	PACKING	FIBER+GRAPHITE
13	1	PACKING GLAND	BRASS
17	1	PACKING FLANGE	BRONZE
38a	2	SCREW	STAINLESS STEEL
38b	8	SCREW	STAINLESS STEEL
39	1	FIN	BRONZE
40	1	NUT	STAINLESS STEEL
41a	1	WASHER	STAINLESS STEEL
41b	1	WASHER	STAINLESS STEEL
41c	1	WASHER	STAINLESS STEEL
45	1	O-RING	FPM

Subject to modifications



### REFERENCES NORMS :

- Material : NF EN 1982 - NF EN 12163 - NF EN 12164 - NF EN 10272
- Testing & checking : NF EN 12266-1/-2 (bench test)
- Face to axis : NF EN 558 - Series 22 (A1) or Series 23 (A2)
- Flanges : NF EN 1092-3

Ref. instruction of assembling : 0904DA124E

Ref. instruction of operation : 0904DA088E

**Mounting & assembly guides are available on our website.**

DIMENSIONS		
DN	80	100
A1 (mm)	125	135
A2 (mm)	135	146
B (mm)	110	150
D (mm)	200	220
H (mm)	355	400*
Weight (Kg)	--	--

\*Under reserve

These data are for information and can be modified without notice. It is not up to us to appreciate specifications. It is up to the customer to verify the adequacy between the equipment chosen and the real conditions of use.



# AUTEXIER

MANUFACTURER OF INDUSTRIAL VALVES

93 Rue Louis Blanc - 02300 CHAUNY - FRANCE  
 Phone : +33 (0)3 23 52 02 86 Fax : +33 (0)3 23 39 52 28  
 Website : www.autexier.fr

Ref. 302 Family : 13

Rev. 01

Date : 28 April 2022

Page 3/3

## SCREW DOWN NON-RETURN ANGLE VALVE (SDNR) WITH FLANGES

Ref. 302CØCL / 302JØCL / 302TØCL

### SERIES :

- 302CØCL : Contact Bronze / Bronze
- 302JØCL : Contact Bronze / Jenkins
- 302TØCL : Contact Bronze / PTFE
- Outside rising stem

For material compatibility, contact us

### CARACTERISTICS :

- PN20 (Nominal Pressure)
- ENDS : ISO Flanges PN16
- MATERIAL : BRONZE CC491K

### MAXIMUM CONDITIONS OF USE :

- 20 bar of -15°C to 200°C

### APPLICATIONS :

- Water-based fluids
- Steam (16 bar)
- Non toxic gases
- Water

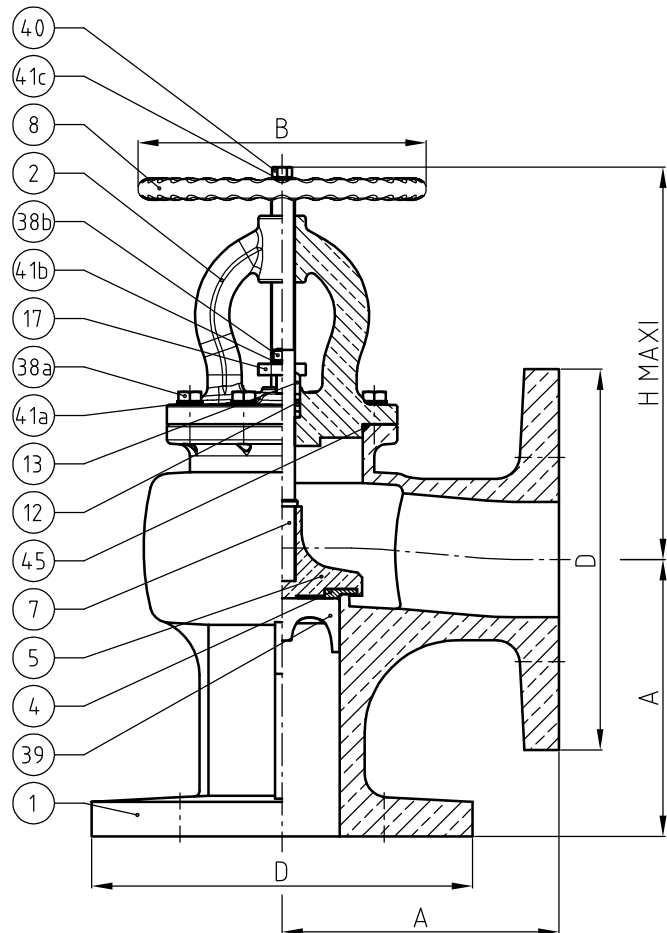
### OPTIONS :

- Special drilling

Specific dimensions, contact us

NOMENCLATURE			
Rep	Qty	Designation	Material
1	1	BODY	BRONZE
2	1	BONNET	BRONZE
4	1	DISC	BRONZE / JENKINS / PTFE
5	1	DISC HOLDER	BRONZE
7	1	STEM	BRASS
8	1	HANDWHEEL	LIGHT ALLOY
12	4	PACKING	FIBER+GRAPHITE
13	1	PACKING GLAND	BRASS
17	1	PACKING FLANGE	BRONZE
38a	2	SCREW	STAINLESS STEEL
38b	8	SCREW	STAINLESS STEEL
39	1	FIN	BRONZE
40	1	NUT	STAINLESS STEEL
41a	1	WASHER	STAINLESS STEEL
41b	1	WASHER	STAINLESS STEEL
41c	1	WASHER	STAINLESS STEEL
45	1	O-RING	FPM

Subject to modifications



### REFERENCES NORMS :

- Material : NF EN 1982 - NF EN 12163 - NF EN 12164 - NF EN 10272
- Testing & checking : NF EN 12266-1/-2 (bench test)
- Face to axis : NF EN 558 - Series 08
- Flanges : NF EN 1092-3

Ref. instruction of assembling : 0904DA124E

Ref. instruction of operation : 0904DA088E

**Mounting & assembly guides are available on our website.**

DIMENSIONS		
DN	125	150
A (mm)	200	225
B (mm)	150	150
D (mm)	250	285
H (mm)	450*	500
Weight (Kg)	--	--

\*Under reserve

These data are for information and can be modified without notice. It is not up to us to appreciate specifications. It is up to the customer to verify the adequacy between the equipment chosen and the real conditions of use.