



AUTEXIER

MANUFACTURER OF INDUSTRIAL VALVES

93 Rue Louis Blanc - 02300 CHAUNY - FRANCE
 Phone : +33 (0)3 23 52 02 86 Fax : +33 (0)3 23 39 52 28
 Website : www.autexier.fr

Ref. A2191 Family : 39

Rev. 04

Date : 01 March 2021

Page 1/1

BRONZE SINGLE WEDGE GATE VALVE

Ref. A2191BØ / A2191BEØ / A2191BØS

SERIES :

- A2191BØ with locking system and two flanges without fitting
 - A2191BEØ with locking system and two flanges with a fitting
 - A2191BØS with locking system, one flange with a fitting and one flange without fitting
- For material compatibility, contact us

CARACTERISTICS :

- PN20 (Nominal Pressure)
- ENDS : Flanges PN10/PN16
- MATERIAL : BRONZE CC491K

MAXIMUM CONDITIONS OF USE :

- 20 bar of -45°C to 225°C


APPLICATIONS :

- Dielectric transformer


OPTIONS :

- Special drilling
- Special flanges

Specific dimensions, contact us

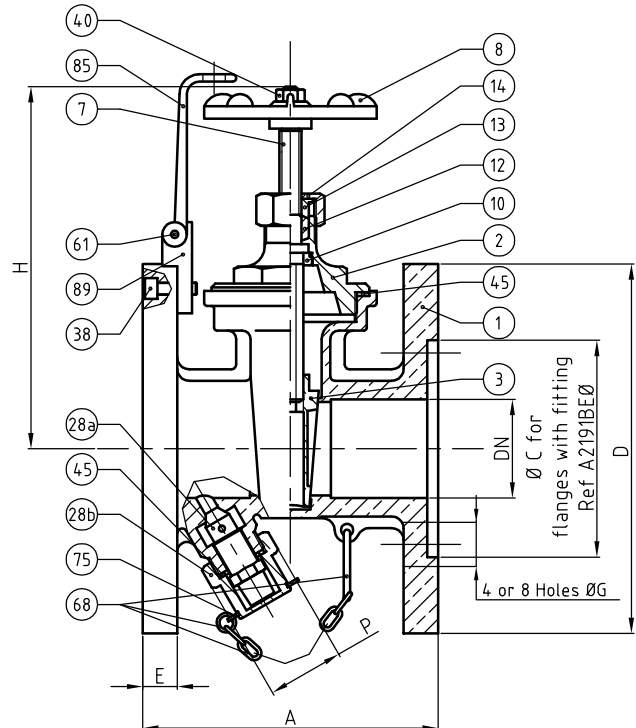


A2191BØ



A2191BEØ

Subject to modifications



NOMENCLATURE			
Rep	Qty	Designation	Material
1	1	BODY	BRONZE
2	1	BONNET	BRONZE
3	1	SINGLE WEDGE DISC	BRONZE
7	1	STEM	BRASS
8	1	HANDWHEEL	LIGHT ALLOY
10	1	STEM NUT	BRASS
12	1	PACKING	FIBER + GRAPHITE / PTFE
13	1	PACKING GLAND	BRASS
14	1	PACKING NUT	BRASS
28a	1	NOZZLE	BRASS
28b	1	CAP	BRASS
38	1	SCREW CHC	STAINLESS STEEL
40	1	NUT H	BRASS
45	2	GASKET	PTFE
61	1	ELASTIC PIN	STAINLESS STEEL
68	1	CHAIN + RING	STAINLESS STEEL
75	1	LOCK WASHER	STAINLESS STEEL
85	1	BOLT	BRONZE
89	1	BRACKET	BRONZE

DIMENSIONS					
DN	25	40	50	80	100
A (mm)	100	120	142	160	172
C (mm)	69	88	103	136	160
D (mm)	115	150	165	200	220
E (mm)	13	14	15	17	19
F (mm)	4.5	4.5	4.5	4.5	4.5
G (mm)	14	18	18	18	18
H (mm)	122	131	175	263	317
P (mm)	27	27	27	27	27
Weight (Kg) Ref.A2191BØ	2.510	5.377	7.135	13.080	21.400

REFERENCES NORMS :

- Material : NF EN 1982 - NF EN 12163 - NF EN 12164 - NF EN 10272
- Testing & checking : NF EN 12266-1/-2 (bench test) - NF C52-123
- Face to face : NF EN 558 - Series 18 (DN15 to DN40)
- Face to face : NF EN 558 - Series 29 (DN50 to DN100)
- Flanges : NF EN 1092-3

Ref. instruction of assembling : 0904DA121E

Ref. instruction of operation : 0904DA084E

Mounting & assembly guides are available on our website.

These data are for information and can be modified without notice. It is not up to us to appreciate specifications. It is up to the customer to verify the adequacy between the equipment chosen and the real conditions of use.