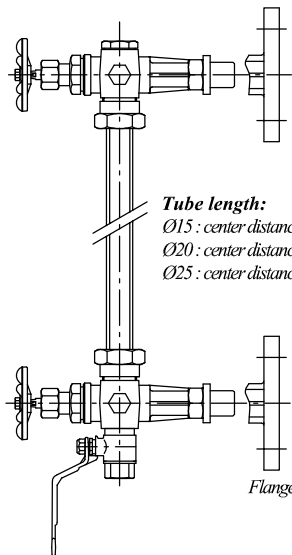


ASSEMBLY 1

Packing and tube



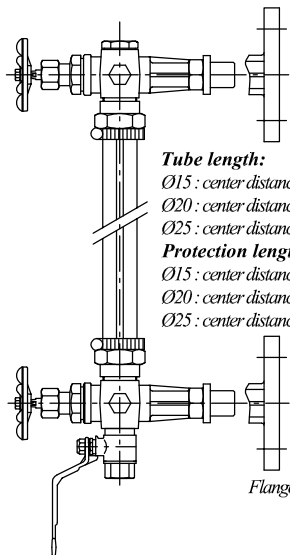
Tube length:
 Ø15 : center distance - 30 mm
 Ø20 : center distance - 35 mm
 Ø25 : center distance - 40 mm

Detail :
 Superior Part 149, 449, 150, 450PSØ
 Packing in accordance with fluide
 Pyrex® or rhodoïd tube CPY or CPX
 Inferior Part 149, 449, 150, 450PIØ
 Tap drain valve C519.Ø

Observation :
 Not recommended for center distances > 1000 mm

ASSEMBLY 2

With protections



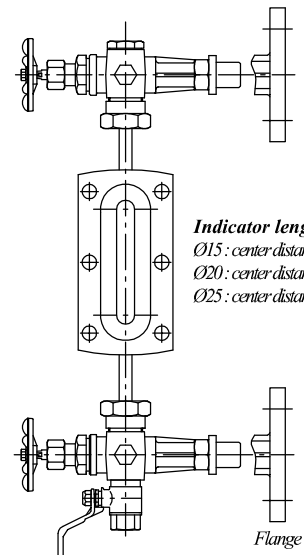
Tube length:
 Ø15 : center distance - 30 mm
 Ø20 : center distance - 35 mm
 Ø25 : center distance - 40 mm
Protection length:
 Ø15 : center distance - 100 mm
 Ø20 : center distance - 107 mm
 Ø25 : center distance - 112 mm

Detail :
 Superior Part 149, 449, 150, 450PSØ
 Packing in accordance with fluide
 Pyrex® or rhodoïd tube CPY or CPX
 Glass protections CPROTEC + C19.1384
 Flanged nuts U26.149Ø
 Inferior Part 149, 449, 150, 450PIØ
 Tap drain valve C519.Ø

Observation :
 Not recommended for center distances > 1000 mm

ASSEMBLY 3

With reflex glass indicator



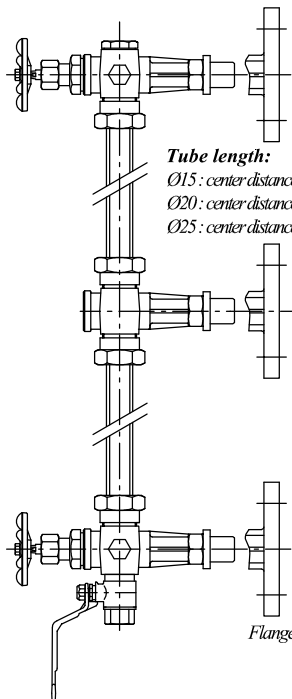
Indicator length:
 Ø15 : center distance - 130 mm
 Ø20 : center distance - 150 mm
 Ø25 : center distance - 170 mm

Detail :
 Superior Part 149, 449, 150, 450PSØ
 Packing in accordance with fluide
 Tube connection CTUB
 Indicator 162
 Inferior Part 149, 449, 150, 450PIØ
 Tap drain valve C519.Ø

Observation :
 Maximum distance 475 mm

ASSEMBLY 4

Large heights without protection



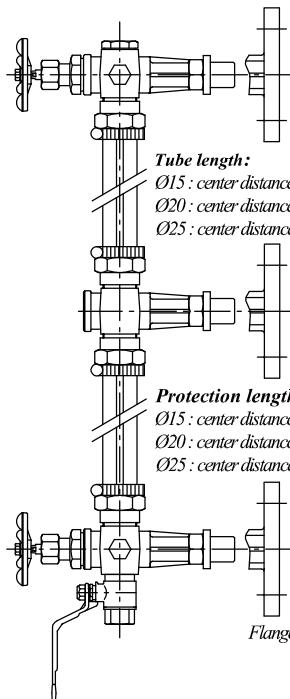
Tube length:
 Ø15 : center distance /2 - 30 mm
 Ø20 : center distance /2 - 35 mm
 Ø25 : center distance /2 - 40 mm

Detail :
 Superior Part 149, 449, 150, 450PSØ
 Packing in accordance with fluide
 Pyrex® or rhodoïd tube CPY or CPX
 Intermediate 349, 350
 Inferior Part 149, 449, 150, 450PIØ
 Tap drain valve C519.Ø

Observation :
 Recommended for center distances > 1000 mm

ASSEMBLY 5

Large heights with protections



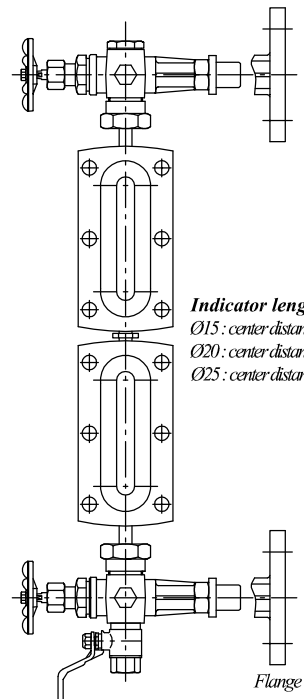
Tube length:
 Ø15 : center distance /2 - 30 mm
 Ø20 : center distance /2 - 35 mm
 Ø25 : center distance /2 - 40 mm
Protection length:
 Ø15 : center distance /2 - 100 mm
 Ø20 : center distance /2 - 107 mm
 Ø25 : center distance /2 - 112 mm

Detail :
 Superior Part 149, 449, 150, 450PSØ
 Packing in accordance with fluide
 Pyrex® or rhodoïd tube CPY or CPX
 Glass protections CPROTEC + C19.1384
 Flanged nuts U26.149Ø
 Intermediate 349, 350
 Inferior Part 149, 449, 150, 450PIØ
 Tap drain valve C519.Ø

Observation :
 Recommended for center distances > 1000 mm

ASSEMBLY 6

Large height with reflex glass indicators



Indicator length:
 Ø15 : center distance - 130 mm
 Ø20 : center distance - 150 mm
 Ø25 : center distance - 170 mm

Detail :
 Superior Part 149, 449, 150, 450PSØ
 Packing in accordance with fluide
 Tube connection CTUB
 Indicators 162
 Linking indicators C2800.15 between each 162
 Inferior Part 149, 449, 150, 450PIØ
 Tap drain valve C519.Ø

Observation :
 For center distances > 475 mm